




Outstanding Colour Prints
time after time




In today's competitive marketplace expectations are high. When you want to catch someone's eye quickly and effectively you need to present yourself with the right credentials. That's why so many people are turning to colour, giving greater impact, professional appearance and high quality results.

With the integration of Brother's Colour Advanced Photoscale Technology (CAPT) the HL-2600CN and HL-3450CN colour laser printers provide a dependable reproduction of your Windows and Apple Macintosh documents. These superb printers quickly and easily present outstanding colour prints time after time.

Within the comprehensive printer drivers, the CAPT imaging system can be activated at the click of a mouse button. Once enabled the sophisticated CAPT process interrogates the finest image components, intelligently constructing the data to produce a dependable, smooth and balanced print of your original document.

Whether you're producing charts, presentations or illustrations, CAPT's precision for fine gradation and neutral tints will enable the HL-2600CN and HL-3450CN to provide you with print-outs at near photographic quality.



HL-2600CN			HL-3450CN		
ENGINE					
Technology			Electrophotographic (4 cycle)		Electrophotographic (4 cycle)
Print Speed A4 <A3>	Standard	Monochrome	24 ppm		24 ppm ^{*1} (12 ppm)
	Duplex	Full Colour	6 ppm		6 ppm ^{*1} (3 ppm)
		Monochrome	12 sheets per minute		12 sheets per minute (6)
		Full Colour	3 sheets per minute		3 sheets per minute (1.5)
Warm Up Time			Less than 240 seconds		Less than 210 seconds
First Print Time	Monochrome		Less than 15 seconds ^{*2}		Less than 19 seconds ^{*2}
	Full Colour		Less than 22.5 seconds ^{*2}		Less than 34 seconds ^{*2}
Resolution	Normal		600 x 600dpi		600 x 600dpi
	Fine (CAPT ³)		2400 dpi class		2400 dpi class
CONTROLLER					
Processor			MIPS TMPR4955 (266MHz)		MIPS TMPR4955 (266MHz)
Memory	Standard		64 MB		64 MB
	Optional		3 DIMM (100pin) slot ^{*4} (16, 32, 64, 128MB): expandable up to 384 MB ^{*4}		3 DIMM (100pin) slot ^{*4} (16, 32, 64, 128MB): expandable up to 384 MB ^{*4}
Interface	Standard		IEEE 1284 Parallel, 10/100BaseTX Ethernet, USB1.1		IEEE 1284 Parallel, 10/100BaseTX Ethernet, USB1.1
Network Connectivity	Interface Protocol		10/100 BaseTX Ethernet (Auto Negotiation)		10/100 BaseTX Ethernet (Auto Negotiation)
	Management		TCPIP, IPX/SPX, AppleTalk, DLC/LLC, NetBEUI, DEC LAT, Banyan VINES		TCPIP, IPX/SPX, AppleTalk, DLC/LLC, NetBEUI, DEC LAT, Banyan VINES
Storage Device			BRAdmin Professional ^{*6} Web Based Management ^{*7}		BRAdmin Professional ^{*6} Web Based Management ^{*7}
			Hard Disk Drive (HD-10G) Compact Flash Memory		Hard Disk Drive (HD-10G) Compact Flash Memory
Emulation			PCL5C [®] , PCL6 [®] , BR-Script 3 ^{*8} , Epson FX-850, IBM Proprinter XL, HP-GL		PCL5C [®] , PCL6 [®] , BR-Script 3 ^{*8} , Epson FX-850, IBM Proprinter XL, HP-GL
Resident Fonts	PCL		66 scalable fonts, 12 bitmap fonts, 13 bar codes ^{*9}		66 scalable fonts, 12 bitmap fonts, 13 bar codes ^{*9}
	BR-Script 3		165 fonts ^{*10}		165 fonts ^{*10}
SOFTWARE					
Printer Driver			PCL Driver for Windows 95/ 98/ Me, NT4.0/2000 and XP BR-Script 3 ^{*8} (PPD file for Windows 95/98 /Me, NT4.0/2000 and XP and Macintosh ^{*11})		PCL Driver for Windows 95/ 98/ Me, NT4.0/2000 and XP BR-Script 3 ^{*8} (PPD file for Windows 95/98 /Me, NT4.0/2000 and XP and Macintosh ^{*11})
Utility			Interactive Help Storage Manager ^{*12} Driver Deployment Wizard ^{*13} Analysis Tool Software ^{*14} Agfa screen fonts		Interactive Help Storage Manager ^{*12} Driver Deployment Wizard ^{*13} Analysis Tool Software ^{*14} Agfa screen fonts
CONTROL PANEL					
Display	LCD		2 lines, 16 Digits		2 lines, 16 Digits
	LED		4 LEDs (Ready, Power, Data, Alarm)		4 LEDs (Ready, Power, Data, Alarm)
Switches	8 Switches		Go, Job Cancel, Reprint, Set, Back, 2 scroll keys, Secure Print		Go, Job Cancel, Reprint, Set, Back, 2 scroll keys, Secure Print
COLOUR TECHNOLOGY					
Pantone			Yes ^{*15}		Yes ^{*15}
Brother Colour Matching Technology			Yes		Yes
PAPER HANDLING					
Paper Input	Standard		250 Sheets (15: envelopes, 50: transparencies)		250 Sheets (15: envelopes, 50: transparencies)
	Optional	Lower Tray	500 Sheets :LT-26CL		500 Sheets :LT-34CL ^{*21}
		A4/Letter Cassette	n/a		250 Sheets: LC-34A
		Legal Cassette	250 Sheets: LC-26LG		n/a
Paper Output	Standard	Face Down	250 Sheets		250 Sheets
Duplex Unit			Option: DX-2600 ^{*16}		Option: DX-3400 ^{*16}
MEDIA SPECIFICATIONS					
Media Types	Standard		Plain Paper, Transparencies, Envelopes, Labels		Plain Paper, Transparencies, Envelopes, Labels
	Optional	Lower Tray	Plain Paper		Plain Paper
		A4/Letter Cassette	n/a		Plain Paper, Transparencies, Envelopes, Labels
		Legal Cassette	Plain Paper, Transparencies, Envelopes, Labels		n/a
		Duplex Unit	Plain Paper		Plain Paper
Media Weights	Standard		64 - 163 g/m ² (18-43 lb)		60 - 160 g/m ² (16-43 lb)
	Optional	Lower Tray	64 - 105 g/m ² (18-28 lb)		60 - 90 g/m ² (16-24 lb)
		A4/Letter Cassette	n/a		60 - 160 g/m ² (16-43 lb)
		Legal Cassette	64 - 163 g/m ² (18-43 lb)		n/a
		Duplex Unit	64 - 105 g/m ² (18-28 lb)		60 - 105 g/m ² (16-28 lb)
Media Sizes	Standard		Cut Sheet: A4, Letter, B5(JIS/ISO), Executive Envelopes: COM10, DL Transparencies: A4, letter Other size: 104.8-215.9mm wide, 220-297mm long Cut Sheet: A4, Letter, B5(JIS/ISO), Executive		Cut sheet : Ledger, A3, 330x483mm, letter, A4, Executive, B4(JIS) B5(ISO/JIS), Legal Envelope :COM10, DL Transparencies: A4, letter Other size : 210-330mm wide, 176-483mm long Cut sheet : Ledger, A3, letter, A4, Executive, B4(JIS), Legal,
B5(JIS/ISO)	Optional	Lower Tray	n/a		Cut sheet : Letter, A4, B5 (JIS/ISO), Executive Envelopes: COM10, DL Transparencies: A4, letter n/a
		A4/Letter Cassette			
		Legal Cassette	Cut Sheet: A4, Letter, B5(JIS/ISO), Executive, Legal Envelopes: COM10, DL Other size: 104.8-215.9mm wide, 220-355.6mm long Cut Sheet: A4, Letter, B5(JIS/ISO), Legal, Executive		Cut Sheet: Ledger, A3, 330x483mm, A4, Letter, B4(JIS), B5(JIS/ISO), Legal, Executive
		Duplex Unit			
PRINTER DRIVER FUNCTIONS^{*17}					
Page Layout	N-up Printing		2, 4, 9, 16, 25 in 1 page		2, 4, 9, 16, 25 in 1 page
	Poster Printing		1 in 4, 9, 16, 25		1 in 4, 9, 16, 25
	Watermark Printing		Yes		Yes
	Quick Print Setup ^{*18}		Yes		Yes
	Secure Printing		Yes ^{*18}		Yes ^{*18}
SUPPLIES^{*20}					
	Toner Black		12,000 pages: TN-03BK		14,000 pages: TN-02BK
	Toner Colour (C, M, Y) ^{*22}		7,200 pages: TN-03C/TN-03M/TN-03Y		8,500 pages: TN-02C/TN-02M/TN-02Y
	OPC Belt		60,000 images: OP-3CL		120,000 images: OP-2CL
	Oil Bottle		12,000 pages: FO-2CL		12,000 pages: FO-2CL
	Cleaning Roller		12,000 pages: CR-3CL		20,000 pages: CR-2CL
	Waste Toner Pack		18,000 images: WT-3CL		18,000 images: WT-2CL
DIMENSIONS/WEIGHTS					
Dimensions			500 (W) x 520(D) x 410 (H) mm (19.7 x 20.5 x 16.1 inches) -printer		615 x 540 x 420 mm (24 x 21.1 x 16.4 inches) -printer
Weights			39kg (86 lbs.)		54kg (119 lbs.)
OTHERS					
Power Consumption	Printing		Less than 600WH		Less than 600 WH
	Standby		Less than 260WH		Less than 200 WH
	Sleep		Less than 30 WH		Less than 30 WH
Noise Level	Printing		Less than 55 dB		Less than 55 dB
	Standby		Less than 48 dB		Less than 48 dB
Ecology	Power Saving		Yes		Yes
	Toner Saving		Yes		Yes

*1) A4/Letter, long edge feed.

*2) The time elapsed from when the printer receives a PRREO signal in the READY state to when one sheet of paper is printed and delivered onto the output paper tray.

*3) Colour Advanced Photoscale Technology

*4) 1 slot is occupied with standard memory.

*5) If standard 64MB DIMM is replaced with 128MB DIMM.

*6) Brother original Windows utility for print server management.

*7) Printer and print server management through Web browser.

*8) PostScript 3 Language Emulation.

*9) Code39, Interleaved 2 of 5, EAN-8, EAN-13, UPC-A, UPC-E, EAN-128, Codabar, FIM(US-PostNet), ISBN (EAN), ISBN(UPC-E), Code128, PostNet (US-PostNet)

*10) 136 Agfa PS3 fonts + 29 Brother original fonts

*11) MacOS™ 8.6-9.1 and X

*12) HD-10G or Compact Flash can be controlled. (Windows 95, 98, Me)

*13) Windows 95/98/Me, Windows NT 4.0/ 2000 and XP

*14) The printer log can be investigated. (Windows 95/98/Me, Windows NT 4.0/ 2000 and XP)

*15) 600 dpi, BR-Script 3 mode only.

*16) A lower tray must be installed when installing the duplex unit.

*17) PCL Driver only.

*18) A printer driver function that enable to change the driver setting without opening Property dialog. (default:off)

*19) When the optional HD-10G or a compact flash installed. (Proof/Public/Secure). It also can be done using RAM.

*20) HL-3450CN life is based on A4/Letter Long Edge Feed.

*21) Up to 2 lower tray units can be installed for the HL-3450CN

*22) Starter toner=> Yes.
HL-2600CN (BK: 6,000 pages, Col: 3,600 pages)
HL-3450CN (BK: 7,000 pages, Col: 4,250 pages)



Brother UK Ltd.,
Audenshaw, Manchester M34 5JD
Tel: + 44 (0)870-830 4000 Fax: + 44 (0)870-830 4031
Web-site: www.brother.co.uk

Your calls to us may be monitored or recorded for training purposes.
Specification correct at time of going to print. Brother is a registered trademark of Brother Industries Ltd.
Brand product names are registered trademarks of their respective companies.

At your side.
brother®

HL-2600CN
HL-3450CN

Colour Advanced Photoscale Technology



Full Colour A4/A3 Laser Printers

High quality business colour printing



Pantone®
Compatible



Up to 6ppm Colour
Up to 24ppm Mono



PC & Macintosh
Compatible



Network Ready/
Network Management



Expandable
up to 384Mb



PCL®5c & PCL®6
& BR-Script 3
(PostScript 3) Emulations



Optional Paper trays,
Duplex Units, Hard Disk Drive
& Flash Memory



The HL-2600CN and HL-3450CN brings workgroup colour printing to a new level

HL-2600CN HL-3450CN



A4 Colour Laser Printer



A3 Colour Laser Printer

Brother's new HL-3450 and HL-2600 colour laser printers bring high quality printing, efficiency and affordability which is so important in today's business world. These latest models have been developed in response to the increasing demand for cost effective, high performance colour printers in the workplace.

Brother's own exclusive printing technologies; Colour Advanced Photoscale Technology (CAPT) and High Resolution Control (HRC) drive outstanding colour output of up to 2400dpi Class, giving exceptionally crisp, high resolution text and graphics. And now with the HL-3450 you can print to A3+ to show full bleed and crop marks, ideal for page proofing many types of projects such as flyers, brochures and newsletters.


Key Product Features:

- Up to 2400 dpi class colour printing
- Up to 6 pages per minute in colour, 24 pages per minute monochrome printing
- BR-Script3 (PostScript Level 3) and PCL5C/6 emulations as standard
- Built-in 10/100 BaseTX Ethernet for network connectivity
- Powerful Web-based set-up, configuration and Windows management utilities
- Job accounting, job spooling, secure job reprint functions
- Job re-print and Job cancel buttons
- Optional Hard Disc/Compact Flash storage for job accounting, job spooling and form/font storage



express yourself with COLOUR

250 Sheet Input



Duplex Printing



Large memory and expandability for demanding print jobs

HL-2600CN - standard 64MB, expandable up to 384MB

HL-3450CN - standard 64MB, expandable up to 384MB

Memory expansion using standard 100-pin DIMMs

Comprehensive font support

PCL5c/6 mode - 66 scalable fonts, 12 bitmap fonts, 13 bar codes.

BR-Script 3 (PostScript 3 language emulation) - 29 Brother original fonts and 136 Agfa PS3 fonts. Euro-symbol support for Windows® and non-Windows® environments.

Truly versatile, add the options you need, when you need them

A wide variety of optional accessories and product enhancements are available.



HL-2600CN

Increase maximum paper input capacity to 750 sheets by adding a 500-sheet lower paper tray. Add a duplex unit for automatic, double-sided printing. Increase your workgroup's productivity by installing a hard disk drive.

HL-3450CN

Increase maximum paper input capacity to 1250 sheets by adding two 500-sheet lower paper tray. Add a duplex unit for automatic, double-sided printing. Increase your workgroup's productivity by installing a hard disk drive.

Take advantage of our advanced software features:

The HL-3450CN offers advanced features that should exceed your expectations and demonstrate its value. These include:

- Last job reprint
- Manual duplex
- Poster printing
- Economy Mode printing
- Job spooling
- Secure printing



Upgrading the HL-2600CN/HL-3450CN by adding the optional hard disk drive enables the following advanced functions, including print on demand documents, such as estate agency property proposals, price lists, etc.

- Monitor printer use and analyse printer running costs
- Storage for electronic forms
- Expanded font storage
- Job accounting
- Advanced job spooling





Networking

Embedded Web Server Support

Connect to the embedded web server inside the printer using your web browser to remotely manage the printer.

Key features include:

- Easy-to-use interface.
- Built in password protection prevents unauthorised users from changing printer and print server settings.
- View and change a wide variety of printer and network information.
- Instantly see consumable status.
- Manage the printer RAMDISK or optional Compact Flash/HDD.
- Find and see the status of all other Brother network and SNMP connected devices

BRAdmin Professional Software

Our BRAdmin Professional Windows software is designed to allow you to manage your network-connected Brother devices plus any other SNMP compliant printers in your TCP/IP and IPX/SPX environments.

Key features include:

- Find and manage all Brother network connected devices.
- Group printers in a variety of ways including: model name, IP or IPX/SPX parameters, type, location, etc.
- Configure individual or multiple Brother network devices.
- Record and analyse printer usage information.
- Manage other SNMP compliant devices.

Multiple Protocol Support

Brother's multi-protocol support ensures that Windows®95/98/Me/NT®4.0/Windows® 2000/Windows®XP, Apple, Unix, Novell and others can all access the same printer.

HL-2600CN
HL-3450CN